

MONROE COLLEGE
CAREER SERVICES



CLASS OF 2017

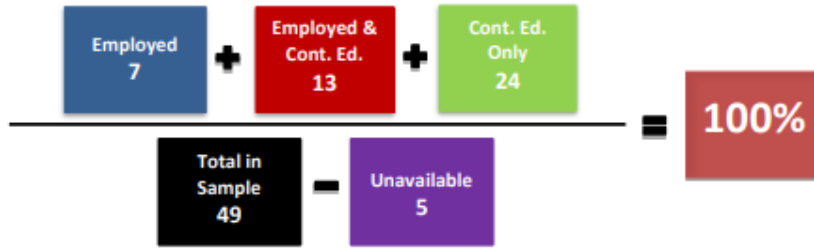
*Undergraduate and Graduate
Outcome Report*

*Prepared:
June 2018*

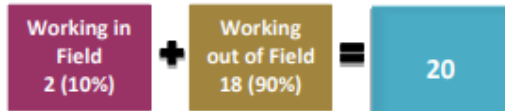
AAS in Accounting

The total number of graduates in the Associate in Accounting major is 56. Data was collected on 88% of the class (sample size 49).

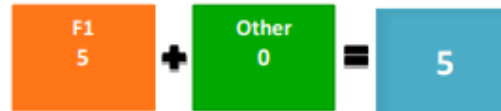
OFFICIAL OUTCOME RATE



Employment Breakdown

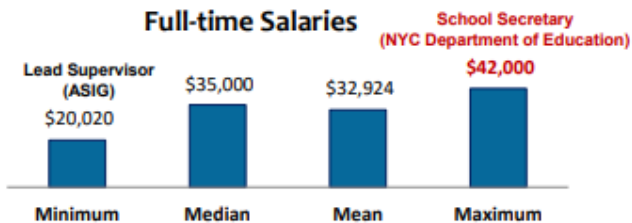


Unavailable Breakdown



Categories	Bronx		New Rochelle		Total	
	#	%	#	%	#	%
Sample Size	87%		88%		88%	
Employed	7	26%	0	0%	7	14%
Employed and Continuing Ed.	9	33%	4	18%	13	27%
Continuing Education	11	41%	13	59%	24	49%
Unavailable	0	0%	5	23%	5	10%
Unemployed and Seeking	0	0%	0	0%	0	0%
Total In Sample	27		22		49	
Total In Class	31		25		56	
Official Outcome Rate	100%		100%		100%	

Full-time Salaries



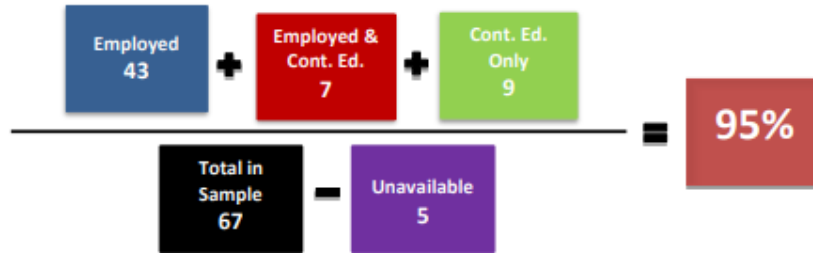
Occupations:

Accounts Receivable / Dispatcher
Case Manager
Customer Service Supervisor
Data Entry Clerk
Property Search Analyst

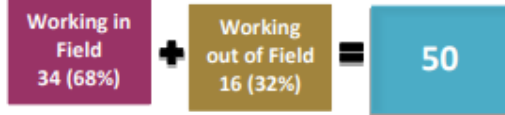
BBA in Accounting

The total number of graduates in the Bachelor's in Accounting major is 79. Data was collected on 85% of the class (sample size 67).

OFFICIAL OUTCOME RATE



Employment Breakdown




Unavailable Breakdown



Categories	Bronx		New Rochelle		Total	
	#	%	#	%	#	%
Sample Size	84%		86%		85%	
Employed	31	74%	12	48%	43	64%
Employed and Continuing Ed.	7	17%	0	0%	7	10%
Continuing Education	2	5%	7	28%	9	13%
Unavailable	0	0%	5	20%	5	7%
Unemployed and Seeking	2	5%	1	4%	3	4%
Total In Sample	42		25		67	
Total In Class	50		29		79	
Official Outcome Rate	95%		95%		95%	

Full-time Salaries



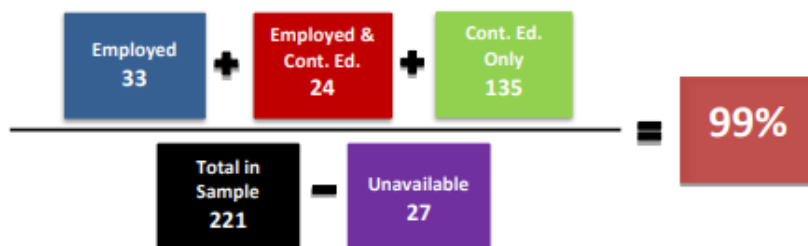
Occupations:

- Accounting Clerk
- Accounts Payable Coordinator
- Assistant Bookkeeper
- Billing Administrator
- Bookkeeper
- Consumer Loan Officer
- HR/Payroll Assistant
- Jr. Accountant
- Junior Accountant
- Pax Staff
- Staff Accountant

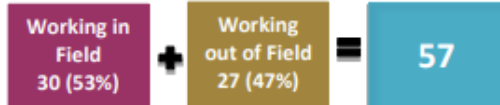
AAS in Business Administration

The total number of graduates in the Associate in Business Administration major is 248. Data was collected on 89% of the class (sample size 221).

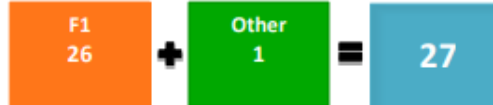
OFFICIAL OUTCOME RATE



Employment Breakdown

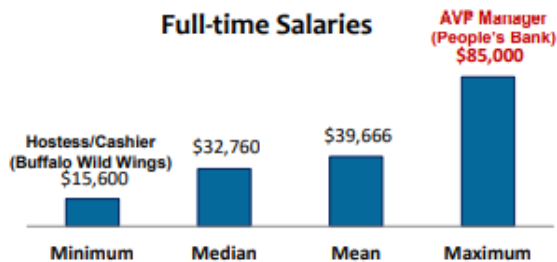


Unavailable Breakdown



Categories	Bronx		Online		New Rochelle		Total	
	#	%	#	%	#	%	#	%
Sample Size	93%		75%		88%		89%	
Employed	20	24%	3	33%	10	8%	33	15%
Employed and Continuing Ed.	13	16%	2	22%	9	7%	24	11%
Continuing Education	47	57%	3	33%	85	65%	135	61%
Unavailable	0	0%	1	11%	26	20%	27	12%
Unemployed and Seeking	2	2%	0	0%	0	0%	2	1%
Total In Sample	82		9		130		221	
Total In Class	88		12		148		248	
Official Outcome Rate	98%		100%		100%		99%	

Full-time Salaries



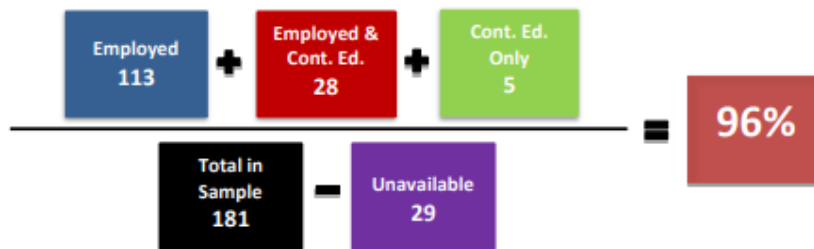
Occupations:

Administrative Manager
Cash Management Assistant
Facilities Manager/ Accounting Clerk
Junior Court Analyst
Office Manager
Payments Auditor
Warehouse Supervisor

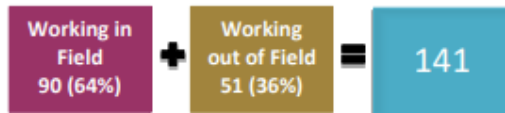
BBA in Business Management

The total number of graduates in the Bachelor's in Business Management major is 211. Data was collected on 86% of the class (sample size 181).

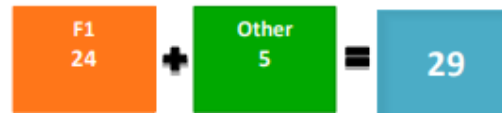
OFFICIAL OUTCOME RATE



Employment Breakdown

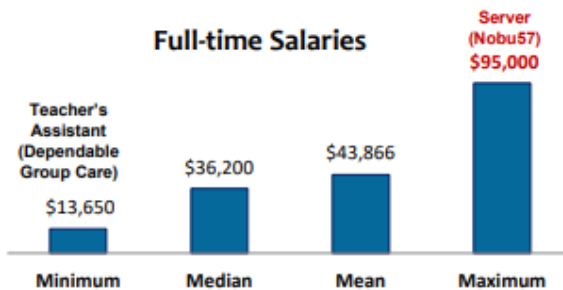


Unavailable Breakdown



Categories	Bronx		Online		New Rochelle		Total	
	#	%	#	%	#	%	#	%
Sample Size	84%		91%		86%		86%	
Employed	60	75%	21	70%	32	45%	113	62%
Employed and Continuing Ed.	12	15%	6	20%	10	14%	28	15%
Continuing Education	2	3%	0	0%	3	4%	5	3%
Unavailable	3	4%	3	10%	23	32%	29	16%
Unemployed and Seeking	3	4%	0	0%	3	4%	6	3%
Total In Sample	80		30		71		181	
Total In Class	95		33		83		211	
Official Outcome Rate	96%		100%		94%		96%	

Full-time Salaries



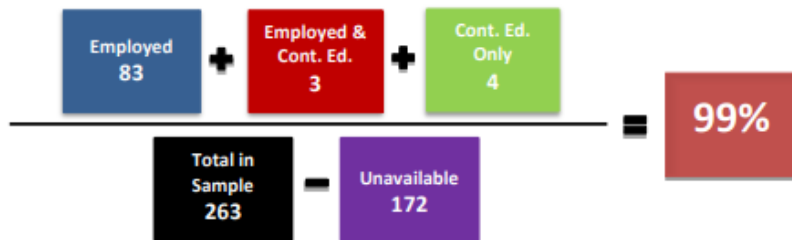
Occupations:

Account Manager-Managed Care & Private
 Compliance Officer
 Event Operations Coordinator
 Executive Assistant
 Financial Analyst
 Human Resources Assistant
 Operations Manager
 President/CEO
 Program Director

Master's in Business Administration

The total number of graduates in the Master's in Business Administration major is 286. Data was collected on 92% of the class (sample size 263).

OFFICIAL OUTCOME RATE



Employment Breakdown

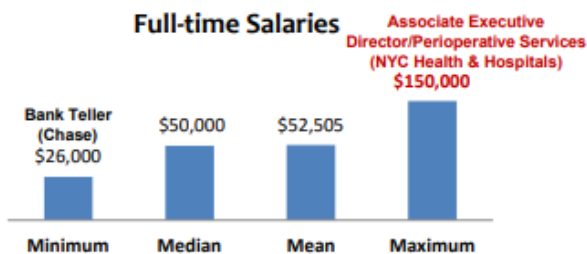


Unavailable Breakdown



Categories	Bronx		Online		New Rochelle		Total	
	#	%	#	%	#	%	#	%
Sample Size	84%		77%		96%		92%	
Employed	45	94%	16	94%	22	11%	83	32%
Employed and Continuing Ed.	2	4%	1	6%	0	0%	3	1%
Continuing Education	0	0%	0	0%	4	2%	4	2%
Unavailable	0	0%	0	0%	172	87%	172	65%
Unemployed and Seeking	1	2%	0	0%	0	0%	1	0%
Total In Sample	48		17		198		263	
Total In Class	57		22		207		286	
Official Outcome Rate	98%		100%		100%		99%	

Full-time Salaries



Occupations:

Assistant Controller
Business Analyst
Data System Administrator
Dining Lab Service Coordinator
Financial Coordinator
Front Desk Supervisor
Logistics/Operations Analyst
Office Administration

MONROE COLLEGE
CAREER SERVICES



CLASS OF 2018

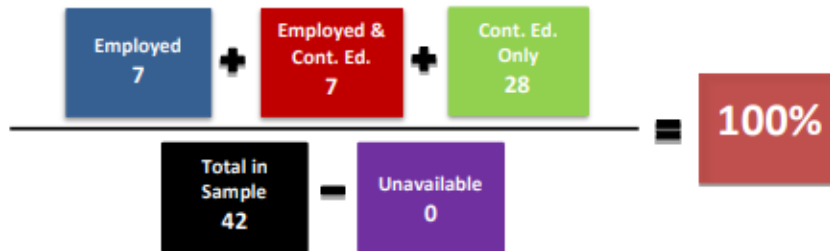
*Undergraduate and Graduate
Outcome Report*

*Prepared:
May 2019*

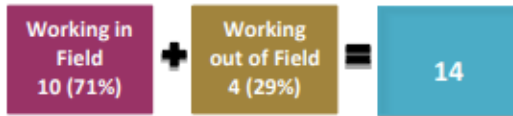
AAS in Accounting

The total number of graduates in the Associate in Accounting major is 46. Data was collected on 91% of the class (sample size 42).

OFFICIAL OUTCOME RATE



Employment Breakdown



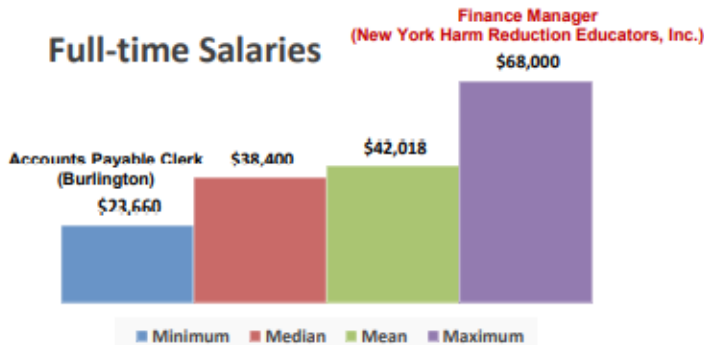
Unavailable Breakdown



Categories	Bronx		New Rochelle		Total	
	#	%	#	%	#	%
Sample Size	100%		84%		91%	
Employed	5	24%	2	10%	7	17%
Employed and Continuing Ed.	4	19%	3	14%	7	17%
Continuing Education	12	57%	16	76%	28	67%
Unavailable	0	0%	0	0%	0	0%
Unemployed and Seeking	0	0%	0	0%	0	0%
Total In Sample	21		21		42	
Total In Class	21		25		46	
Official Outcome Rate	100%		100%		100%	

Occupations:
 Accounts Payable Clerk
 Bank Teller
 Business Development Assistant Manager
 Finance Manager
 Payroll

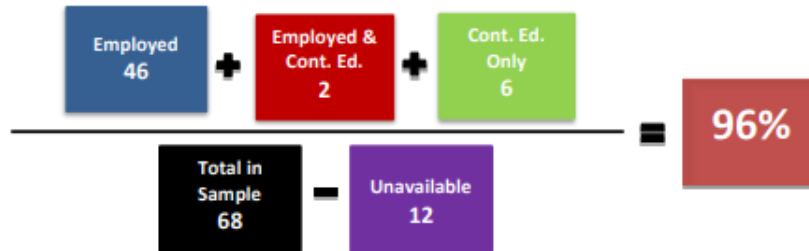
Full-time Salaries



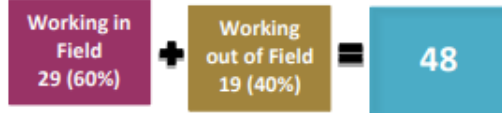
BBA in Accounting

The total number of graduates in the Bachelor's in Accounting major is 76. Data was collected on 89% of the class (sample size 68).

OFFICIAL OUTCOME RATE



Employment Breakdown

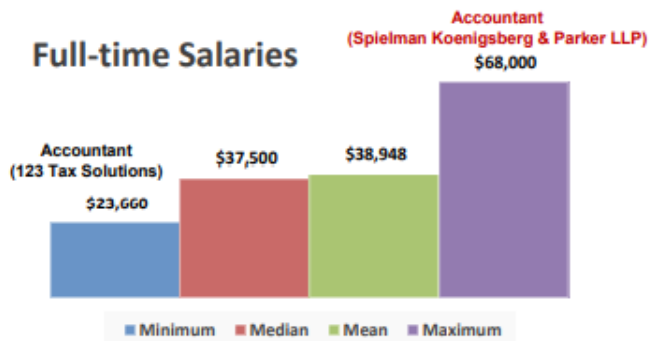


Unavailable Breakdown



Categories	Bronx		New Rochelle		Total	
	#	%	#	%	#	%
Sample Size	88%		91%		89%	
Employed	31	86%	15	47%	46	68%
Employed and Continuing Ed.	0	0%	2	6%	2	3%
Continuing Education	2	6%	4	13%	6	9%
Unavailable	1	3%	11	34%	12	18%
Unemployed and Seeking	2	6%	0	0%	2	3%
Total In Sample	36		32		68	
Total In Class	41		35		76	
Official Outcome Rate	94%		100%		96%	

Full-time Salaries

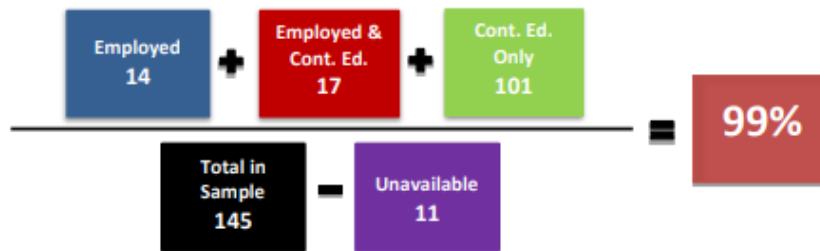


Occupations:
 Accounting Supervisor
 Junior Accountant
 Junior Auditor
 Staff Accountant
 Tax Accountant

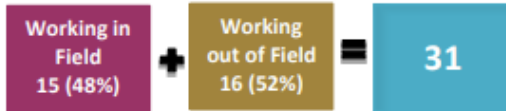
AAS in Business Administration

The total number of graduates in the Associate in Business Administration major is 172.
Data was collected on 84% of the class (sample size 145).

OFFICIAL OUTCOME RATE



Employment Breakdown



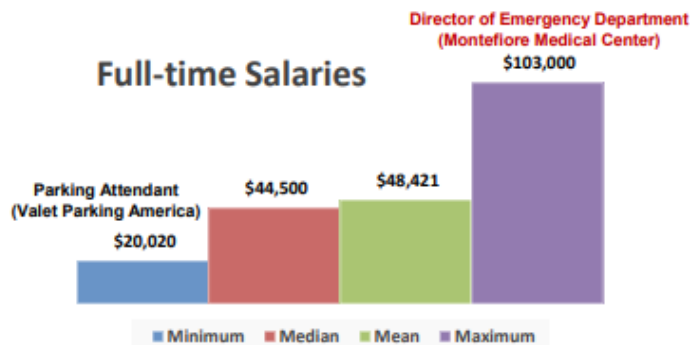
Unavailable Breakdown



Categories	Bronx		Online		New Rochelle		Total	
	#	%	#	%	#	%	#	%
Sample Size	95%		82%		78%		84%	
Employed	9	15%	3	33%	2	3%	14	10%
Employed and	9	15%	1	11%	7	9%	17	12%
Continuing Education	38	64%	5	56%	58	75%	101	70%
Unavailable	3	5%	0	0%	8	10%	11	8%
Unemployed and	0	0%	0	0%	2	3%	2	1%
Total In Sample	59		9		77		145	
Total In Class	62		11		99		172	
Official Outcome Rate	100%		100%		97%		99%	

Occupations:

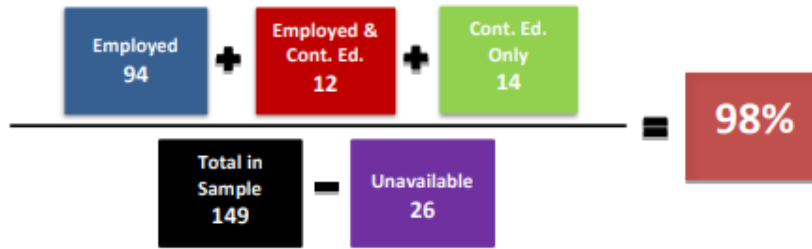
Administrative Coordinator
Appraiser
Customer Service Representative
Director of Emergency Department
Key Account Coordinator
Licensed Real Estate Sales Person
Manager of Transportation
Operations Manager
Secretary
Store Manager
Supervisor



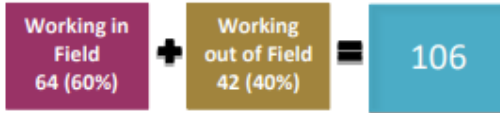
BBA in Business Management

The total number of graduates in the Bachelor's in Business Management major is 177. Data was collected on 84% of the class (sample size 149).

OFFICIAL OUTCOME RATE



Employment Breakdown



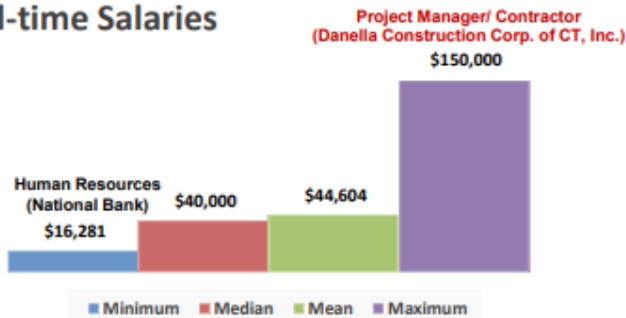
Unavailable Breakdown



Categories	Bronx		Online		New Rochelle		Total	
	#	%	#	%	#	%	#	%
Sample Size	90%		76%		81%		84%	
Employed	52	79%	14	88%	28	42%	94	63%
Employed and Continuing	7	11%	0	0%	5	7%	12	8%
Continuing Education	3	5%	0	0%	11	16%	14	9%
Unavailable	2	3%	1	6%	23	34%	26	17%
Unemployed and Seeking	2	3%	1	6%	0	0%	3	2%
Total In Sample	66		16		67		149	
Total In Class	73		21		83		177	
Official Outcome Rate	97%		93%		100%		98%	

Occupations:
 Application Analyst
 Assistant in Athletics
 Human Resources Specialist
 Procurement Analyst
 School Operations Manager

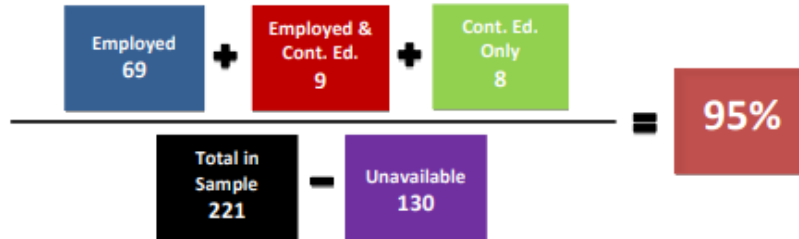
Full-time Salaries



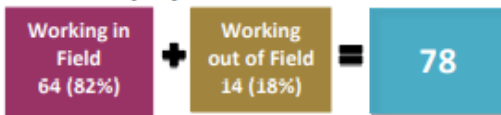
Master's in Business Administration

The total number of graduates in the Master's in Business Administration major is 230. Data was collected on 96% of the class (sample size 221).

OFFICIAL OUTCOME RATE



Employment Breakdown

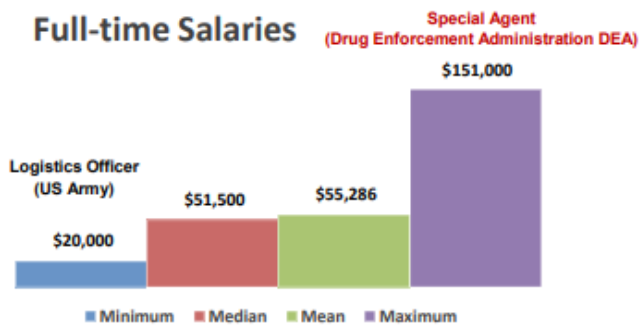


Unavailable Breakdown



Categories	Bronx		Online		New Rochelle		Total	
	#	%	#	%	#	%	#	%
Sample Size	94%		94%		97%		96%	
Employed	34	76%	11	65%	24	15%	69	31%
Employed and Continuing Ed.	6	13%	1	6%	2	1%	9	4%
Continuing Education	0	0%	0	0%	8	5%	8	4%
Unavailable	2	4%	3	18%	125	79%	130	59%
Unemployed and Seeking	3	7%	2	12%	0	0%	5	2%
Total In Sample	45		17		159		221	
Total In Class	48		18		164		230	
Official Outcome Rate	93%		86%		100%		95%	

Full-time Salaries



Occupations:

Business Marketing Analyst
 Contracting Officer
 IP Risk Assurance Agent
 National Service Officer Supervisor
 Quality Analyst
 Special Agent
 Supervisor Equipment Center/Materials Distribution

MONROE COLLEGE
CAREER SERVICES



CLASS OF 2019

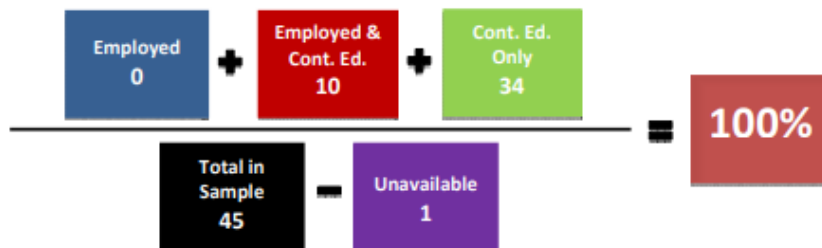
*Undergraduate and Graduate
Outcome Report*

*Prepared:
May 2020*

AAS in Accounting

The total number of graduates in the Associate in Accounting major is 45. Data was collected on 100% of the class (sample size 45).

OFFICIAL OUTCOME RATE



Employment Breakdown

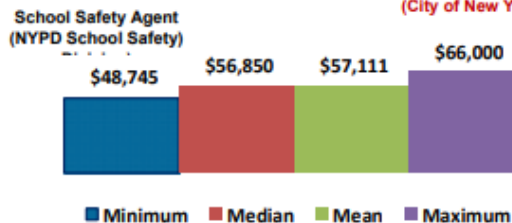


Unavailable Breakdown



Categories	Bronx		OL		New Rochelle		Total	
	#	%	#	%	#	%	#	%
Sample Size	100%		100%		80%		100%	
Employed	0	0%	0	0%	0	0%	0	0%
Employed and Continuing Ed.	5	25%	3	60%	2	10%	10	22%
Continuing Education	14	70%	2	40%	18	90%	34	76%
Unavailable	1	5%	0	0%	0	0%	1	2%
Unemployed and Seeking	0	0%	0	0%	0	0%	0	0%
Total In Sample	20		5		20		45	
Total In Class	20		5		25		45	
Official Outcome Rate	100%		100%		100%		100%	

Full-Time Salaries

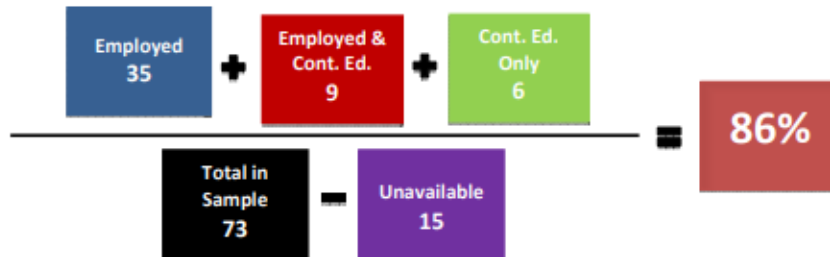


Occupations:
 Change Order Manager
 Sales Account Executive
 School Safety Agent

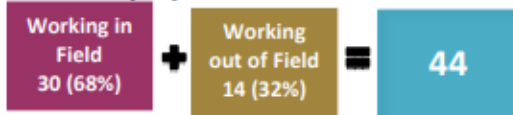
BBA in Accounting

The total number of graduates in the Bachelor's in Accounting major is 76. Data was collected on 96% of the class (sample size 73).

OFFICIAL OUTCOME RATE



Employment Breakdown

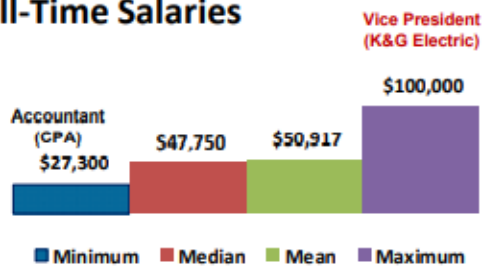


Unavailable Breakdown



Categories	Bronx		Online		New Rochelle		Total	
	#	%	#	%	#	%	#	%
Sample Size	95%		100%		97%		96%	
Employed	25	66%	1	17%	9	31%	35	48%
Employed and Continuing Ed.	6	16%	1	17%	2	7%	9	12%
Continuing Education	2	5%	0	0%	4	14%	6	8%
Unavailable	0	0%	2	33%	13	45%	15	21%
Unemployed and Seeking	5	13%	2	33%	1	3%	8	11%
Total In Sample	38		6		29		73	
Total In Class	40		6		30		76	
Official Outcome Rate	87%		50%		94%		86%	

Full-Time Salaries



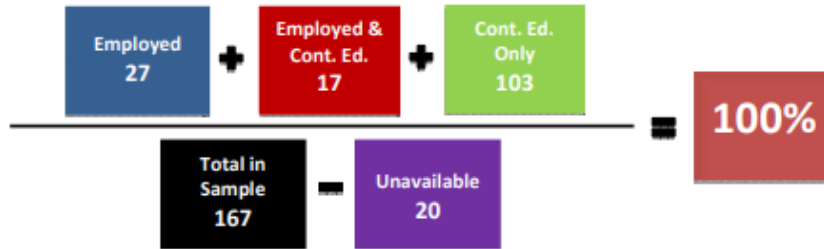
Occupations:

- Accountant
- Accounting Coordinator
- Accounts Receivable Analyst
- BSA -Compliance
- Contract Financial Analyst
- Examiner
- Junior Accountant
- Payroll Specialist
- Processing Clerk
- Purchasing Agent
- Reimbursement Coordinator
- Risk Advisory
- Senior Auditor
- Staff Accountant
- Tax Preparer
- Vice President**

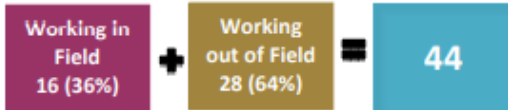
AAS in Business Administration

The total number of graduates in the Associate in Business Administration major is 181. Data was collected on 92% of the class (sample size 167).

OFFICIAL OUTCOME RATE



Employment Breakdown

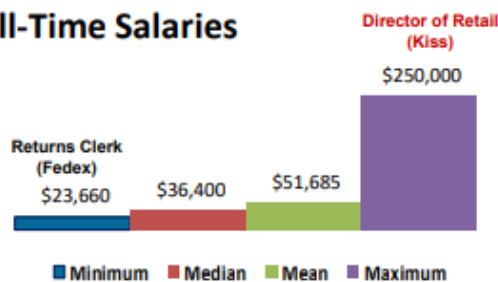


Unavailable Breakdown



Categories	Bronx		Online		New Rochelle		Total	
	#	%	#	%	#	%	#	%
Sample Size	93%		100%		91%		92%	
Employed	18	22%	2	25%	7	9%	27	16%
Employed and Continuing Ed.	11	14%	1	13%	5	6%	17	10%
Continuing Education	50	62%	4	50%	49	63%	103	62%
Unavailable	2	2%	1	13%	17	22%	20	12%
Unemployed and Seeking	0	0%	0	0%	0	0%	0	0%
Total In Sample	81		8		78		167	
Total In Class	87		8		86		181	
Official Outcome Rate	100%		100%		100%		100%	

Full-Time Salaries

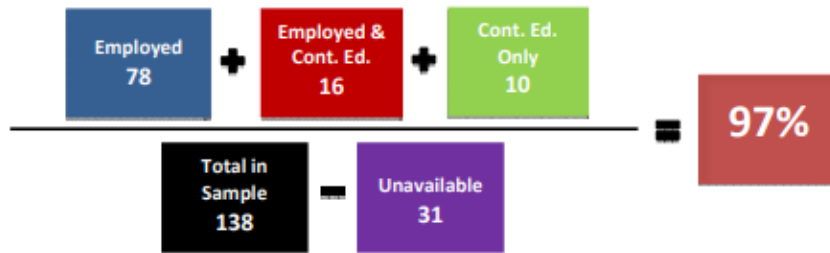


Occupations:
 Account Manager
 Administrative Assistant
 Care Ambassador
 Child life Assistant
 Director of Retail
 Human Resources
 Office Manager
 President
 Property Management

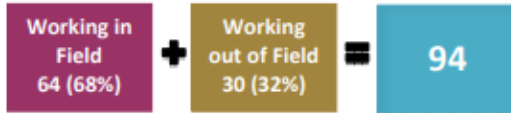
BBA in Business Management

The total number of graduates in the Bachelor's in Business Management major is 148. Data was collected on 93% of the class (sample size 138).

OFFICIAL OUTCOME RATE



Employment Breakdown

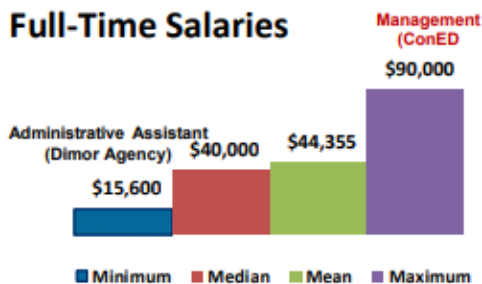


Unavailable Breakdown



Categories	Bronx		Online		New Rochelle		Total	
	#	%	#	%	#	%	#	%
Sample Size	95%		84%		94%		93%	
Employed	41	68%	8	50%	29	47%	78	57%
Employed and Continuing Ed.	11	18%	2	13%	3	5%	16	12%
Continuing Education	3	5%	1	6%	6	10%	10	7%
Unavailable	3	5%	5	31%	23	37%	31	22%
Unemployed and Seeking	2	3%	0	0%	1	2%	3	2%
Total In Sample	60		16		62		138	
Total In Class	63		19		66		148	
Official Outcome Rate	96%		100%		97%		97%	

Full-Time Salaries



Occupations:

- Administrative Assistant
- Assistant Director
- Associate Producer
- Associate Program Director
- Branch Ambassador
- Business Manager
- Customer Service Representative
- Financial Analyst
- Flight Attendant
- Guest Service Associate
- Intake Coordinator
- Library Assistant
- License Coordinator
- Management**
- Manager/ Owner

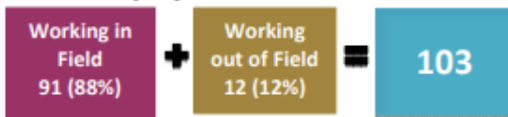
Master's in Business Administration

The total number of graduates in the Master's in Business Administration major is 189. Data was collected on 96% of the class (sample size 182).

OFFICIAL OUTCOME RATE



Employment Breakdown

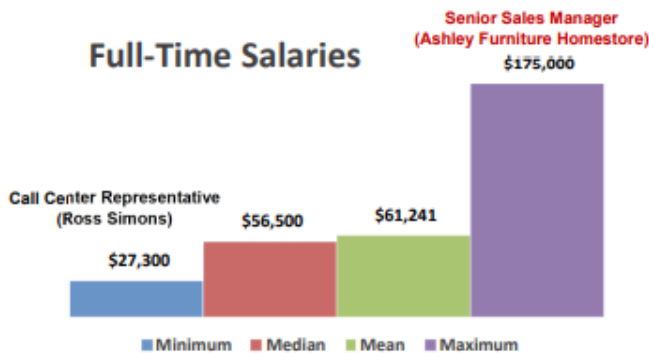


Unavailable Breakdown



Categories	Bronx		Online		New Rochelle		Total	
	#	%	#	%	#	%	#	%
Sample Size	97%		94%		96%		96%	
Employed	46	77%	13	81%	40	38%	99	54%
Employed and Continuing Ed.	3	5%	0	0%	1	1%	4	2%
Continuing Education	0	0%	0	0%	3	3%	3	2%
Unavailable	7	12%	3	19%	62	58%	72	40%
Unemployed and Seeking	4	7%	0	0%	0	0%	4	2%
Total In Sample	60		16		106		182	
Total In Class	62		17		110		189	
Official Outcome Rate	92%		100%		100%		96%	

Full-Time Salaries



Occupations:

- Account Manager
- Associate Director
- Brand Analyst
- Budget Associate
- Business Analyst
- Cardiology Data Manager- Data and Analytics
- Clinical Engineering Manager
- Compliance Officer
- Corporate and Field Tech
- Department of Surgery / Supervisor
- Deputy Director
- Director Care Management
- Director of Business products
- Director of Publicity
- Director, Human Services and Compliance
- Financial Aid Adviser/Veterans Certifying Official
- Financial Analyst
- HR Director
- Information Systems Manager
- Internet Sales Manager
- Lead Patient Services Manager
- Legal Marketing Associate
- Operations Manager
- Scientist

MONROE COLLEGE
CAREER SERVICES



CLASS OF 2020

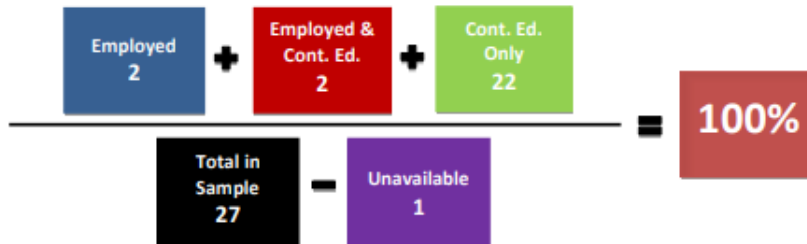
*Undergraduate and Graduate
Outcome Report*

June 2021

AAS in Accounting

The total number of graduates in the Associate in Accounting major is 29. Data was collected on 93% of the class (sample size 27).

OFFICIAL OUTCOME RATE



Employment Breakdown



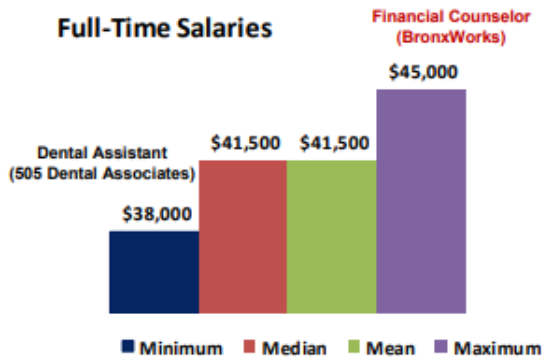
Unavailable Breakdown



Categories	Bronx		OL		New Rochelle		Total	
	#	%	#	%	#	%	#	%
Sample Size	100%		50%		93%		93%	
Employed	2	17%	0	0%	0	0%	2	7%
Employed and Continuing Ed.	1	8%	0	0%	1	7%	2	7%
Continuing Education	8	67%	1	100%	13	93%	22	81%
Unavailable	1	8%	0	0%	0	0%	1	4%
Unemployed and Seeking	0	0%	0	0%	0	0%	0	0%
Total In Sample	12		1		14		27	
Total In Class	12		2		15		29	
Official Outcome Rate	100%		100%		100%		100%	

Occupations:
Financial Counselor

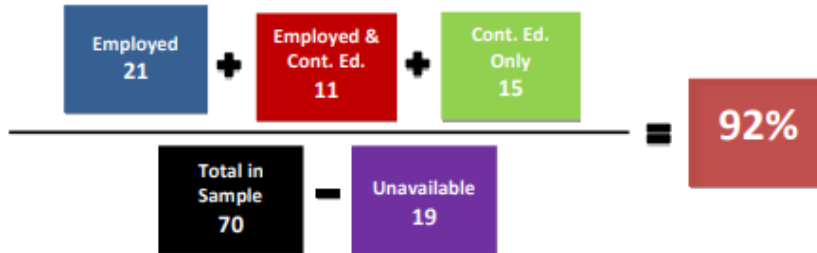
Full-Time Salaries



BBA in Accounting

The total number of graduates in the Bachelor's in Accounting major is 73. Data was collected on 96% of the class (sample size 70).

OFFICIAL OUTCOME RATE



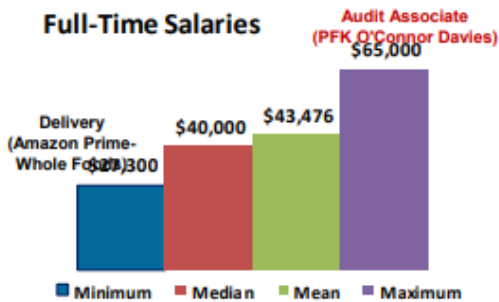
Employment Breakdown



Unavailable Breakdown



Categories	Bronx		Online		New Rochelle		Total	
	#	%	#	%	#	%	#	%
Sample Size	93%		100%		97%		96%	
Employed	9	36%	3	38%	9	24%	21	30%
Employed and Continuing	8	32%	1	13%	2	5%	11	16%
Continuing Education	5	20%	2	25%	8	22%	15	21%
Unavailable	1	4%	1	13%	17	46%	19	27%
Unemployed and Seeking	2	8%	1	13%	1	3%	4	6%
Total In Sample	25		8		37		70	
Total In Class	27		8		38		73	
Official Outcome Rate	92%		86%		95%		92%	



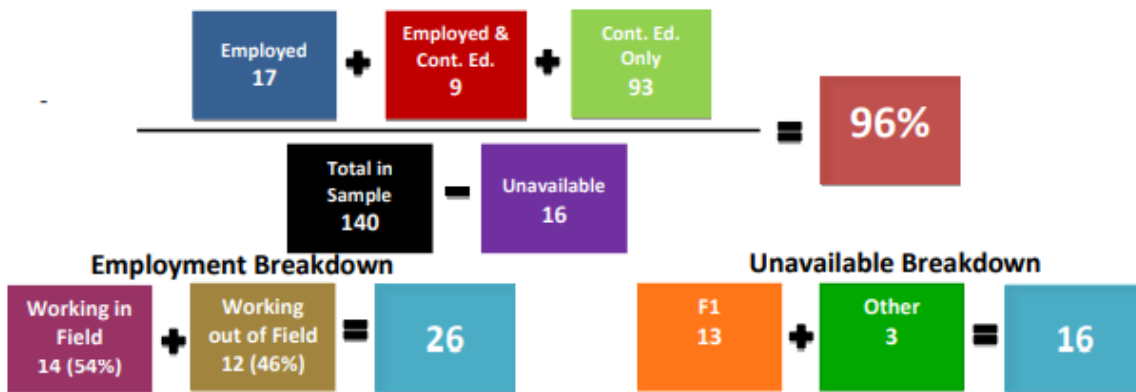
Occupations:

- Accountant
- Accounting Assistant
- Accounts Clerk
- Accounts Payable Clerk
- Audit Associate
- Bookkeeper
- Jr. Tax Accountant
- Tax Consultant
- Tax Preparer

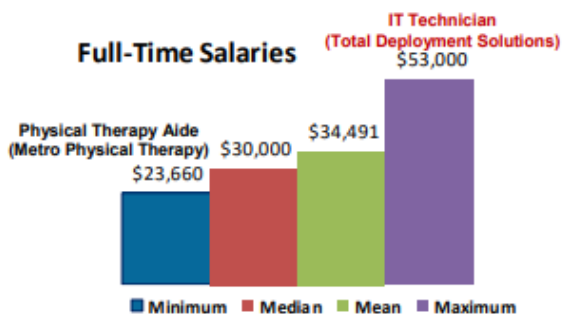
AAS in Business Administration

The total number of graduates in the Associate in Business Administration major is 160. Data was collected on 88% of the class (sample size 140).

OFFICIAL OUTCOME RATE



Categories	Bronx		Online		New Rochelle		Total	
	#	%	#	%	#	%	#	%
Sample Size	91%		100%		81%		88%	
Employed	10	13%	2	20%	5	9%	17	12%
Employed and Continuing Ed.	8	11%	0	0%	1	2%	9	6%
Continuing Education	50	67%	8	80%	35	64%	93	66%
Unavailable	2	3%	0	0%	14	25%	16	11%
Unemployed and Seeking	5	7%	0	0%	0	0%	5	4%
Total in Sample	75		10		55		140	
Total in Class	82		10		68		160	
Official Outcome Rate	93%		100%		100%		96%	



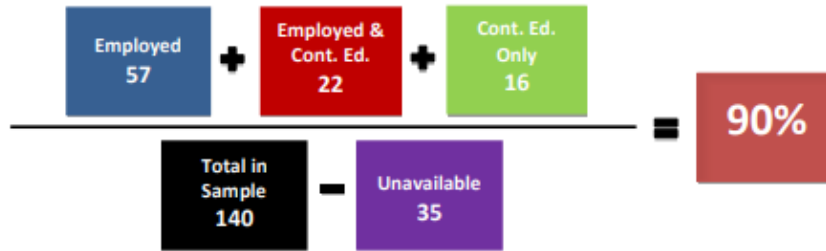
Occupations:

Assistant Director Workforce Development
 Assistant Manager
 Automotive Sales Consultant
 Communication Specialist
 Customer Service Specialist
IT Technician
 Patient Care Representative
 Patient Coordinator

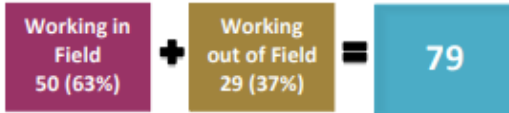
BBA in Business Management

The total number of graduates in the Bachelor's in Business Management major is 154. Data was collected on 91% of the class (sample size 140).

OFFICIAL OUTCOME RATE



Employment Breakdown

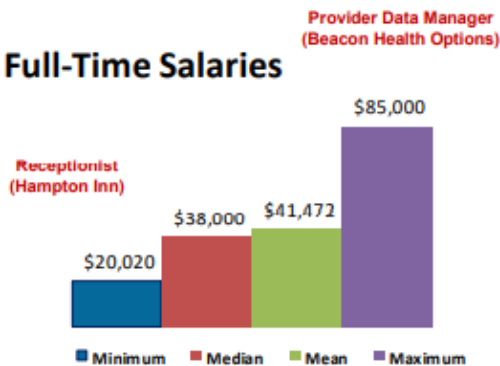


Unavailable Breakdown



Categories	Bronx		Online		New Rochelle		Total	
	#	%	#	%	#	%	#	%
Sample Size	91%		85%		93%		91%	
Employed	27	51%	10	45%	20	31%	57	41%
Employed and Continuing Ed.	13	25%	5	23%	4	6%	22	16%
Continuing Education	4	8%	1	5%	11	17%	16	11%
Unavailable	2	4%	4	18%	29	45%	35	25%
Unemployed and Seeking	7	13%	2	9%	1	2%	10	7%
Total In Sample	53		22		65		140	
Total In Class	58		26		70		154	
Official Outcome Rate	86%		89%		97%		90%	

Full-Time Salaries



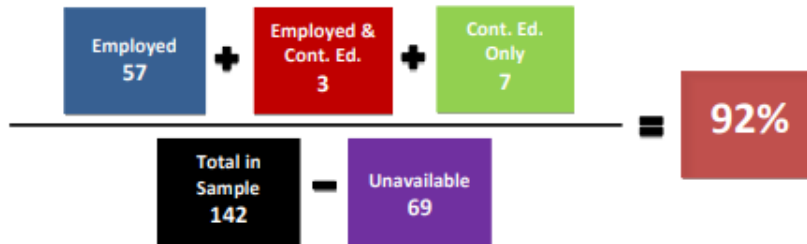
Occupations:

- Administrative Coordinator
- Eligibility Specialist
- Executive Assistant
- HR Assistant
- Human Resources Coordinator
- Human Resources Specialist
- Store Manager
- Multi Branch Ambassador
- Payroll
- Program Director
- Provider Data Manager
- Residence Supervisor
- Sales Associate/ Relationship Manager/Personal Banker
- Senior Customer Service Representative
- Software Development Specialist

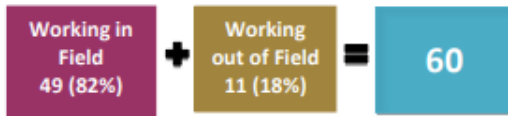
Master's in Business Administration

The total number of graduates in the Master's in Business Administration major is 152. Data was collected on 93% of the class (sample size 142).

OFFICIAL OUTCOME RATE



Employment Breakdown

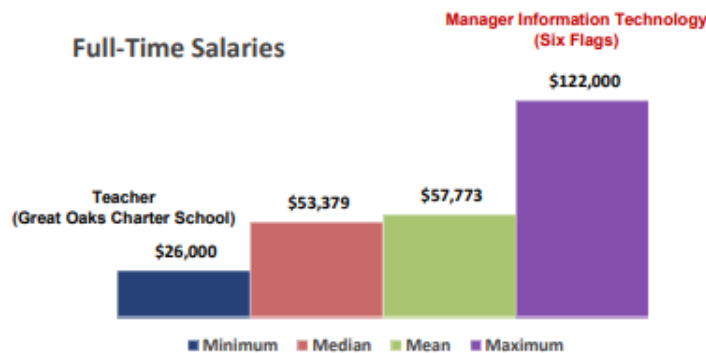


Unavailable Breakdown



Categories	Bronx		Online		New Rochelle		Total	
	#	%	#	%	#	%	#	%
Sample Size	88%		90%		97%		93%	
Employed	22	59%	11	58%	24	28%	57	40%
Employed and Continuing Ed.	1	3%	1	5%	1	1%	3	2%
Continuing Education	6	16%	0	0%	1	1%	7	5%
Unavailable	6	16%	7	37%	56	65%	69	49%
Unemployed and Seeking	2	5%	0	0%	4	5%	6	4%
Total In Sample	37		19		86		142	
Total In Class	42		21		89		152	
Official Outcome Rate	94%		100%		87%		92%	

Full-Time Salaries



Occupations:

- Air Train Operator
- Analyst
- Business Analyst
- Clinical Laboratory Scientist
- Credentialing Assistant
- Data Analyst
- Deputy Director
- Executive Assistant to CEO
- Human Resources Associate
- Manager- Front Desk
- Manager Information Technology**
- Manager of Creativity Services
- Marketing & New Business Director
- Medical Insurance Verification
- Network Architect
- Practice Manager
- Project Manager
- Recruiter
- Regional Manager
- Risk Management